

# COUNTY OF GILLESPIE

Kelly Eckhardt

County Treasurer

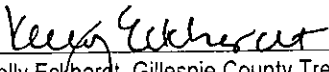
Gillespie County Courthouse  
101 West Main Street, Unit #5  
Room 106

Office 830-997-6521

FREDERICKSBURG, TEXAS  
78624-3700

## AFFIDAVIT

I, Kelly Eckhardt, Treasurer, in and for the County of Gillespie, State of Texas, do present the foregoing Monthly Report to be a true and correct statement, to the best of my knowledge, of all accounts under the control of the Gillespie County Treasurer for December 31, 2020.

  
\_\_\_\_\_

Kelly Eckhardt, Gillespie County Treasurer

December 2020 Cash Receipts: \$ 4,353,769.29  
December 2020 Disbursements: \$ 1,965,658.56


December 2020 GF Pooled Cash \$ 25,842,350.87  
December 2020 Bond Interest and Sinking \$ 532,136.53  
December 2020 Jail Bond \$ 151,039.26  
December 2020 County Attorney HOT Funds \$ 15,426.58  
December 2020 District Clerk Operating \$ 54,251.28  
December 2020 County Clerk Operating \$ 214,067.89  
December 2020 JP #1 Operating \$ 26,103.04  
December 2020 JP #2 Operating \$ 22,728.70  
December 2020 JP #3 Operating \$ 43,445.75  
December 2020 JP #4 Operating \$ 9,290.51

Total Available Cash \$ 26,910,840.41


Presented, examined, and accepted at the regular term of Commissioners' Court, pursuant to LGC 114.026 on this the 22nd day of February 2021.

  
\_\_\_\_\_


Mark Stroehner, County Judge

  
\_\_\_\_\_

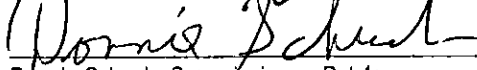
Charles Offers, Commissioner, Pct. 1

  
\_\_\_\_\_

Keith Kramer, Commissioner, Pct. 2

  
\_\_\_\_\_

Dennis Neffendorf, Commissioner, Pct. 3

  
\_\_\_\_\_

Donnie Schuch, Commissioner, Pct. 4

  
\_\_\_\_\_

Mary Lynn Rusche, County Clerk

GILLESPIE COUNTY  
 POOLED CASH TRIAL BALANCE  
 AS OF DECEMBER 31, 2020

| FUND ACCT                      | DESCRIPTION                             | 12/1/2020 BEGINNING BALANCE | DECEMBER JOURNAL ENTRIES | DECEMBER 2020 RECEIPTS | DECEMBER 2020 DISBURSEMENTS | 12/31/2020 ENDING BALANCE |
|--------------------------------|---|-----------------------------|--------------------------|------------------------|-----------------------------|---------------------------|
| 10.100.1101                    | GENERAL FUND                            | \$14,047,625.22             | \$19,919.45              | \$3,694,586.85         | (\$1,470,277.93)            | \$16,291,853.59           |
| <b>ROAD &amp; BRIDGE FUNDS</b> |   |                             |                          |                        |                             |                           |
| 15.100.1101                    | COUNTY WIDE                             | \$2,481,991.28              | (\$800,000.00)           | \$600,184.32           | (\$22,772.68)               | \$2,259,402.92            |
| 16.100.1101                    | PRECINCT 1                              | \$158,996.81                | \$200,000.00             | \$199.41               | (\$27,383.77)               | \$331,812.45              |
| 17.100.1101                    | PRECINCT 2                              | \$173,694.03                | \$200,000.00             | \$207.42               | (\$29,045.31)               | \$344,856.14              |
| 18.100.1101                    | PRECINCT 3                              | \$95,802.77                 | \$200,000.00             | \$104.60               | (\$118,721.01)              | \$177,186.36              |
| 19.100.1101                    | PRINCINCT 4                             | \$169,393.26                | \$200,000.00             | \$196.17               | (\$43,063.24)               | \$326,526.19              |
|                                | <b>TOTAL ROAD &amp; BRIDGE FUNDS</b>    | <b>\$3,079,878.15</b>       | <b>\$0.00</b>            | <b>\$600,891.92</b>    | <b>(\$240,986.01)</b>       | <b>\$3,439,784.06</b>     |
| <b>SPECIAL FUNDS</b>           |   |                             |                          |                        |                             |                           |
| 11.100.1101                    | NON-SPECIFIC GRANTS FUND                | \$94,132.04                 | \$0.00                   | \$87.25                | \$0.00                      | \$94,219.29               |
| 20.100.1101                    | LAW LIBRARY FUND                        | \$11,129.36                 | \$0.00                   | \$0.00                 | (\$1,791.00)                | \$9,338.36                |
| 21.100.1101                    | LATERAL ROAD FUND                       | \$26,562.26                 | \$0.00                   | \$0.00                 | \$0.00                      | \$26,562.26               |
| 22.100.1101                    | STATE COURT COSTS, FEES, FINES FUND     | (\$222.01)                  | \$0.00                   | \$0.00                 | \$0.00                      | (\$222.01)                |
| 24.100.1101                    | PROBATE TRAINING FUND                   | \$50,148.56                 | \$0.00                   | \$0.00                 | \$0.00                      | \$50,148.56               |
| 25.100.1101                    | COURT REPORTER SERVICE FUND             | \$11,426.71                 | \$0.00                   | \$0.00                 | \$0.00                      | \$11,426.71               |
| 27.100.1101                    | STATE WASTE WATER FEE FUND              | \$820.00                    | \$0.00                   | \$410.00               | \$0.00                      | \$1,230.00                |
| 28.100.1101                    | COUNTY RECORDS MANAGEMENT FUND          | \$54,213.23                 | \$0.00                   | \$0.00                 | \$0.00                      | \$54,213.23               |
| 29.100.1101                    | COUNTY CLERK RECORDS MANAGEMENT FUND    | \$109,469.04                | \$0.00                   | \$0.00                 | (\$1,779.99)                | \$107,689.05              |
| 30.100.1101                    | SHERIFF SEIZURE FUND                    | \$49,384.68                 | \$0.00                   | \$5,612.54             | (\$3,549.00)                | \$51,448.22               |
| 31.100.1101                    | JUSTICE COURT BUILDING SECURITY FUND    | \$11,682.97                 | \$0.00                   | \$0.00                 | \$0.00                      | \$11,682.97               |
| 32.100.1101                    | COURTHOUSE SECURITY FUND                | \$87,895.89                 | \$0.00                   | \$0.00                 | \$0.00                      | \$87,895.89               |
| 33.100.1101                    | COUNTY CLERK ARCHIVE FUND               | \$74,890.00                 | \$0.00                   | \$0.00                 | \$0.00                      | \$74,890.00               |
| 34.100.1101                    | DISTRICT CLERK RECORDS MANAGEMENT FUND  | \$16,412.68                 | \$0.00                   | \$0.00                 | \$0.00                      | \$16,412.68               |
| 35.100.1101                    | COUNTY & DISTRICT COURT TECHNOLOGY FUND | \$36,363.67                 | \$0.00                   | \$0.00                 | \$0.00                      | \$36,363.67               |
| 36.100.1101                    | OCCUPANCY TAX FUND                      | \$822,515.35                | \$0.00                   | \$25,104.04            | \$0.00                      | \$847,619.39              |
| 37.100.1101                    | PRETRIAL INTERVENTION FUND              | \$167,872.78                | \$0.00                   | \$200.00               | \$0.00                      | \$168,072.78              |
| 41.100.1101                    | ELECTIONS ADMINISTRATION FUND           | \$16,028.03                 | \$0.00                   | \$735.41               | (\$2,125.00)                | \$14,638.44               |
| 42.100.1101                    | ELECTIONS HAVA GRANT FUND               | \$8,476.06                  | \$0.00                   | \$4.73                 | (\$4,178.25)                | \$4,302.54                |
| 45.100.1101                    | COUNTY JURY FUND                        | \$178.30                    | \$0.00                   | \$0.00                 | \$0.00                      | \$178.30                  |
| 46.100.1101                    | COUNTY SPECIALTY COURT FUND             | \$2,534.66                  | \$0.00                   | \$0.00                 | \$0.00                      | \$2,534.66                |
| 47.100.1101                    | LOCAL TRUANCY P&D FUND                  | \$2,826.70                  | \$0.00                   | \$0.00                 | \$0.00                      | \$2,826.70                |
| 51.100.1101                    | JUSTICE COURT TECHNOLOGY FUND           | \$90,018.17                 | \$0.00                   | \$0.00                 | \$0.00                      | \$90,018.17               |
| 70.100.1101                    | CAPITAL IMPROVEMENT/MAINTENANCE FUND    | \$3,753,749.77              | \$0.00                   | \$2,163.00             | (\$228,927.40)              | \$3,526,985.37            |
| 71.100.1101                    | AIRPORT CAPITAL PROJECT GRANT           | \$15.18                     | \$0.00                   | \$0.00                 | \$0.00                      | \$15.18                   |
| 72.100.1101                    | AIRPORT OPERATING FUND                  | \$454,361.95                | \$0.00                   | \$23,794.98            | (\$11,177.28)               | \$466,979.65              |
| 76.100.1101                    | LEOSE TRAINING FUND-CONSTABLE PCT 3     | \$668.78                    | \$0.00                   | \$0.00                 | \$0.00                      | \$668.78                  |
| 77.100.1101                    | LEOSE TRAINING FUND-CONSTABLE PCT 4     | \$0.00                      | \$0.00                   | \$0.00                 | \$0.00                      | \$0.00                    |
| 78.100.1101                    | LEOSE TRAINING FUND-SHERIFF             | \$2,363.97                  | \$0.00                   | \$0.00                 | \$0.00                      | \$2,363.97                |
| 79.100.1101                    | LEOSE TRAINING FUND-CONSTABLE PCT 1     | \$10,527.28                 | \$0.00                   | \$0.00                 | \$0.00                      | \$10,527.28               |
| 81.100.1101                    | TAX ASSESSOR COLLECTOR MVI FUND         | \$106.75                    | \$0.00                   | \$0.00                 | \$0.00                      | \$106.75                  |
| 82.100.1101                    | LEOSE TRAINING FUND-CONSTABLE PCT 2     | \$8,883.64                  | \$0.00                   | \$0.00                 | \$0.00                      | \$8,883.64                |
| 83.100.1101                    | APPELLATE JUDICIAL SYSTEM FUND          | \$5.00                      | \$0.00                   | \$0.00                 | \$0.00                      | \$5.00                    |
| 84.100.1101                    | ALTERNATIVE DISPUTE RESOLUTION FUND     | \$0.00                      | \$0.00                   | \$0.00                 | \$0.00                      | \$0.00                    |
| 89.100.1101                    | McDERMOTT BULDING FUND                  | \$117,013.93                | \$0.00                   | \$71.81                | \$0.00                      | \$117,085.74              |
| 90.100.1101                    | UNCLAIMED MONIES FUND                   | \$38,236.77                 | \$0.00                   | \$0.00                 | \$0.00                      | \$38,236.77               |
| 92.100.1101                    | BREITEN FUND                            | \$174,854.18                | \$0.00                   | \$106.76               | (\$866.70)                  | \$174,094.24              |
| 93.100.1101                    | SHERIFF ABANDONED VEHICLE FUND          | \$1,270.99                  | \$0.00                   | \$0.00                 | \$0.00                      | \$1,270.99                |
|                                | <b>TOTAL SPECIAL FUNDS</b>              | <b>\$6,306,817.32</b>       | <b>\$0.00</b>            | <b>\$58,290.52</b>     | <b>(\$254,394.62)</b>       | <b>\$6,110,713.22</b>     |
|                                | <b>TOTAL POOLED CASH</b>                | <b>\$23,434,320.69</b>      | <b>\$19,919.45</b>       | <b>\$4,353,769.29</b>  | <b>(\$1,965,658.56)</b>     | <b>\$25,842,350.87</b>    |



# My Pooled Cash Report

Gillespie County, TX

For the Period Ending 12/31/2020

| ACCOUNT #                  | ACCOUNT NAME             | BEGINNING BALANCE    | CURRENT ACTIVITY    | CURRENT BALANCE      |
|----------------------------|--------------------------|----------------------|---------------------|----------------------|
| <b>CLAIM ON CASH</b>       |                          |                      |                     |                      |
| <u>10.100.1100</u>         | Claim On Cash            | 14,047,625.22        | 2,244,228.37        | 16,291,853.59        |
| <u>11.100.1100</u>         | Claim On Cash            | 94,132.04            | 87.25               | 94,219.29            |
| <u>15.100.1100</u>         | Claim On Cash            | 2,481,991.28         | (222,588.36)        | 2,259,402.92         |
| <u>16.100.1100</u>         | Claim On Cash            | 158,996.81           | 172,815.64          | 331,812.45           |
| <u>17.100.1100</u>         | Claim On Cash            | 173,694.03           | 171,162.11          | 344,856.14           |
| <u>18.100.1100</u>         | Claim On Cash            | 95,802.77            | 81,383.59           | 177,186.36           |
| <u>19.100.1100</u>         | Claim On Cash            | 169,393.26           | 157,132.93          | 326,526.19           |
| <u>20.100.1100</u>         | Claim On Cash            | 11,129.36            | (1,791.00)          | 9,338.36             |
| <u>21.100.1100</u>         | Claim On Cash            | 26,562.26            | 0.00                | 26,562.26            |
| <u>22.100.1100</u>         | Claim On Cash            | (222.01)             | 0.00                | (222.01)             |
| <u>24.100.1100</u>         | Claim On Cash            | 50,148.56            | 0.00                | 50,148.56            |
| <u>25.100.1100</u>         | Claim On Cash            | 11,426.71            | 0.00                | 11,426.71            |
| <u>27.100.1100</u>         | Claim On Cash            | 820.00               | 410.00              | 1,230.00             |
| <u>28.100.1100</u>         | Claim On Cash            | 54,213.23            | 0.00                | 54,213.23            |
| <u>29.100.1100</u>         | Claim On Cash            | 109,469.04           | (1,779.99)          | 107,689.05           |
| <u>30.100.1100</u>         | Claim On Cash            | 49,384.68            | 2,063.54            | 51,448.22            |
| <u>31.100.1100</u>         | Claim On Cash            | 11,682.97            | 0.00                | 11,682.97            |
| <u>32.100.1100</u>         | Claim On Cash            | 87,895.89            | 0.00                | 87,895.89            |
| <u>33.100.1100</u>         | Claim On Cash            | 74,890.00            | 0.00                | 74,890.00            |
| <u>34.100.1100</u>         | Claim On Cash            | 16,412.68            | 0.00                | 16,412.68            |
| <u>35.100.1100</u>         | Claim On Cash            | 36,363.67            | 0.00                | 36,363.67            |
| <u>36.100.1100</u>         | Claim On Cash            | 822,515.35           | 25,104.04           | 847,619.39           |
| <u>37.100.1100</u>         | Claim On Cash            | 167,872.78           | 200.00              | 168,072.78           |
| <u>41.100.1100</u>         | Claim On Cash            | 16,028.03            | (1,389.59)          | 14,638.44            |
| <u>47.100.1100</u>         | Claim On Cash            | 8,476.06             | (4,173.52)          | 4,302.54             |
| <u>45.100.1100</u>         | Claim On Cash            | 178.30               | 0.00                | 178.30               |
| <u>45.100.1100</u>         | Claim On Cash            | 2,534.66             | 0.00                | 2,534.66             |
| <u>47.100.1100</u>         | Claim On Cash            | 2,826.70             | 0.00                | 2,826.70             |
| <u>51.100.1100</u>         | Claim On Cash            | 90,018.17            | 0.00                | 90,018.17            |
| <u>70.100.1100</u>         | Claim On Cash            | 3,753,749.77         | (226,764.40)        | 3,526,985.37         |
| <u>71.100.1100</u>         | Claim On Cash            | 15.18                | 0.00                | 15.18                |
| <u>72.100.1100</u>         | Claim On Cash            | 454,361.95           | 12,617.70           | 466,979.65           |
| <u>76.100.1100</u>         | Claim On Cash            | 668.78               | 0.00                | 668.78               |
| <u>78.100.1100</u>         | Claim On Cash            | 2,363.97             | 0.00                | 2,363.97             |
| <u>79.100.1100</u>         | Claim On Cash            | 10,527.28            | 0.00                | 10,527.28            |
| <u>81.100.1100</u>         | Claim On Cash            | 106.75               | 0.00                | 106.75               |
| <u>82.100.1100</u>         | Claim On Cash            | 8,883.64             | 0.00                | 8,883.64             |
| <u>83.100.1100</u>         | Claim On Cash            | 5.00                 | 0.00                | 5.00                 |
| <u>89.100.1100</u>         | Claim On Cash            | 117,013.93           | 71.81               | 117,085.74           |
| <u>90.100.1100</u>         | Claim On Cash            | 38,236.77            | 0.00                | 38,236.77            |
| <u>92.100.1100</u>         | Claim On Cash            | 174,854.18           | (759.94)            | 174,094.24           |
| <u>93.100.1100</u>         | Claim On Cash            | 1,270.99             | 0.00                | 1,270.99             |
| <b>TOTAL CLAIM ON CASH</b> |                          | <b>23,434,320.69</b> | <b>2,408,030.18</b> | <b>25,842,350.87</b> |
| <b>CASH IN BANK</b>        |                          |                      |                     |                      |
| Cash in Bank               |                          |                      |                     |                      |
| <u>99.100.1101</u>         | GENERAL INVESTMENT SWEEP | 12,735,374.29        | 2,408,393.23        | 15,143,767.52        |
| <u>99.100.1106</u>         | TEXPOOL                  | 3,171,201.91         | 244.86              | 3,171,446.77         |
| <u>99.100.1107</u>         | TXCLASS                  | 1,563,951.45         | 185.13              | 1,564,136.58         |
| <u>99.100.1108</u>         | CD-0154 SSB&T            | 250,000.00           | 0.00                | 250,000.00           |
| <u>99.100.1109</u>         | CD-0220 SSB&T            | 250,000.00           | 0.00                | 250,000.00           |

| <b>ACCOUNT #</b>           | <b>ACCOUNT NAME</b> | <b>BEGINNING<br/>BALANCE</b> | <b>CURRENT<br/>ACTIVITY</b> | <b>CURRENT<br/>BALANCE</b> |
|----------------------------|---------------------|------------------------------|-----------------------------|----------------------------|
| <u>99.100.1110</u>         | CD-4120 SSB&T       | 500,000.00                   | 0.00                        | 500,000.00                 |
| <u>99.100.1111</u>         | CD-0055 SSB&T       | 300,000.00                   | 0.00                        | 300,000.00                 |
| <u>99.100.1112</u>         | CD-0253 SSB&T       | 400,000.00                   | 0.00                        | 400,000.00                 |
| <u>99.100.1113</u>         | CD-0576 SSB&T       | 350,000.00                   | 0.00                        | 350,000.00                 |
| <u>99.100.1114</u>         | CD-7966 TRB         | 100,000.00                   | 0.00                        | 100,000.00                 |
| <u>99.100.1115</u>         | CD-7967 TRB         | 100,000.00                   | 0.00                        | 100,000.00                 |
| <u>99.100.1116</u>         | CD-4948 TRB         | 150,000.00                   | 0.00                        | 150,000.00                 |
| <u>99.100.1117</u>         | CD-0285 TRB         | 100,000.00                   | 0.00                        | 100,000.00                 |
| <u>99.100.1118</u>         | CD-4860 TRB         | 100,000.00                   | 0.00                        | 100,000.00                 |
| <u>99.100.1119</u>         | CD-7440 TRB         | 300,000.00                   | 0.00                        | 300,000.00                 |
| <u>99.100.1120</u>         | CD-4048 TRB         | 100,000.00                   | 0.00                        | 100,000.00                 |
| <u>99.100.1121</u>         | FNC-BROKERED CDS    | 734,000.00                   | 0.00                        | 734,000.00                 |
| <u>99.100.1122</u>         | MSB-BROKERED CDS    | 2,229,793.04                 | (793.04)                    | 2,229,000.00               |
| <b>TOTAL: Cash in Bank</b> |                     | <u>23,434,320.69</u>         | <u>2,408,030.18</u>         | <u>25,842,350.87</u>       |
| <b>TOTAL CASH IN BANK</b>  |                     | <u>23,434,320.69</u>         | <u>2,408,030.18</u>         | <u>25,842,350.87</u>       |

GILLESPIE COUNTY  
 NON-POOLED CASH  
 AS OF DECEMBER 31, 2020

| FUND ACCT   | DESCRIPTION                          | 12/1/2020 BEGINNING BALANCE | DECEMBER JOURNAL ENTRIES | DECEMBER 2020 RECEIPTS | DECEMBER 2020 DISBURSEMENTS | 12/31/2020 ENDING BALANCE |
|-------------|--------------------------------------|-----------------------------|--------------------------|------------------------|-----------------------------|---------------------------|
| 43.100.1101 | JUSTICE OF PEACE NO 3                | \$34,908.20                 | (\$2,063.00)             | \$10,959.95            | (\$359.40)                  | \$43,445.75               |
| 44.100.1101 | JUSTICE OF PEACE NO 4                | \$7,466.11                  | (\$76.00)                | \$2,902.26             | (\$1,001.86)                | \$9,290.51                |
| 53.100.1101 | INTEREST & SINKING COB #2001         | \$83,607.37                 | \$0.00                   | \$36,736.80            | (\$750.00)                  | \$119,594.17              |
| 61.100.1101 | GOB SERIES 2013 JAIL PROJECT         | \$48,357.89                 | \$0.00                   | \$4.10                 | \$0.00                      | \$48,361.99               |
| 61.100.1105 | GOB SERIES 2013 JAIL PROJECT TEXPOOL | \$102,665.10                | \$0.00                   | \$12.17                | \$0.00                      | \$102,677.27              |
| 62.100.1101 | GOB SERIES 2013 INT & SINK           | \$204,398.49                | \$0.00                   | \$208,143.87           | \$0.00                      | \$412,542.36              |
| 80.100.1101 | COUNTY ATTORNEY HOT CHECK            | \$16,586.13                 | \$0.00                   | \$2,530.89             | (\$3,690.44)                | \$15,426.58               |
| 85.100.1101 | JUSTICE OF PEACE NO 1                | \$24,289.04                 | (\$165.00)               | \$2,484.93             | (\$505.93)                  | \$26,103.04               |
| 86.100.1101 | JUSTICE OF PEACE NO 2                | \$15,613.93                 | \$0.00                   | \$9,903.98             | (\$2,789.21)                | \$22,728.70               |
| 94.100.1101 | COUNTY CLERK OPERATING               | \$144,635.26                | (\$530.00)               | \$71,287.84            | (\$1,325.21)                | \$214,067.89              |
| 95.100.1101 | DISTRICT CLERK OPERATING             | \$42,675.28                 | \$0.00                   | \$11,592.98            | (\$16.98)                   | \$54,251.28               |
|             | TOTAL NON-POOLED CASH                | \$725,202.80                | (\$2,834.00)             | \$356,559.77           | (\$10,439.03)               | \$1,068,489.54            |

# Fund Summary

| Fund                                       | Beginning Balance | Total Activity    | Ending Balance    |
|--|-------------------|-------------------|-------------------|
| 43 - Justice of Peace No 3                 | 34,908.20         | 8,537.55          | 43,445.75         |
| 44 - Justice of Peace No 4                 | 7,466.11          | 1,824.40          | 9,290.51          |
| 53 - COB Series 2001 Interest & Sinking Ft | 83,607.37         | 35,986.80         | 119,594.17        |
| 61 - GOB Series 2013 Jail Project          | 48,357.89         | 4.10              | 48,361.99         |
| 62 - GOB Series 2013 Interest & Sinking Ft | 204,398.49        | 208,143.87        | 412,542.36        |
| 80 - County Attorney Hot Check Fund        | 16,586.13         | -1,159.55         | 15,426.58         |
| 85 - Justice of Peace No 1                 | 24,289.04         | 1,814.00          | 26,103.04         |
| 86 - Justice of Peace No 2                 | 15,613.93         | 7,114.77          | 22,728.70         |
| 94 - County Clerk Operating                | 144,635.26        | 69,432.63         | 214,067.89        |
| 95 - District Clerk Operating              | 42,675.28         | 11,576.00         | 54,251.28         |
| <b>Grand Total:</b>                        | <b>622,537.70</b> | <b>343,274.57</b> | <b>965,812.27</b> |

**GILLESPIE COUNTY  
BANK BALANCES  
AS OF DECEMBER 31, 2020**

|                              | <b>BANK</b>     | <b>12/31/2020</b>         | <b>12/31/2020</b>         | <b>12/31/2020</b>            | <b>12/31/2020</b> |        |
|------------------------------|-----------------|---------------------------|---------------------------|------------------------------|-------------------|--------|
|                              | <b>BALANCE</b>  | <b>DEPOSIT IN TRANSIT</b> | <b>OUTSTANDING CHECKS</b> | <b>ADJUSTED BANK BALANCE</b> | <b>GL BALANCE</b> |        |
| GENERAL INVESTMENT SWEEP     | \$15,362,062.29 | \$26,144.68               | (\$244,439.45)            | \$15,143,767.52              | \$15,143,767.52   | \$0.00 |
| COUNTY ATTORNEY HOT CHECK    | \$19,792.08     | \$0.00                    | (\$4,365.50)              | \$15,426.58                  | \$15,426.58       | \$0.00 |
| COUNTY CLERK OPERATING       | \$213,381.90    | \$2,283.00                | (\$1,597.01)              | \$214,067.89                 | \$214,067.89      | \$0.00 |
| DISTRICT CLERK OPERATING     | \$63,963.09     | \$748.75                  | (\$10,460.56)             | \$54,251.28                  | \$54,251.28       | \$0.00 |
| GOB SERIES 2013 INT & SINK   | \$395,597.28    | \$16,945.08               | \$0.00                    | \$412,542.36                 | \$412,542.36      | \$0.00 |
| GOB SERIES 2013 JAIL PROJECT | \$48,361.99     | \$0.00                    | \$0.00                    | \$48,361.99                  | \$48,361.99       | \$0.00 |
| INTEREST & SINKING COB #2001 | \$116,603.78    | \$2,990.39                | \$0.00                    | \$119,594.17                 | \$119,594.17      | \$0.00 |
| JUSTICE OF PEACE NO 1        | \$27,050.22     | \$186.70                  | (\$1,133.88)              | \$26,103.04                  | \$26,103.04       | \$0.00 |
| JUSTICE OF PEACE NO 2        | \$25,074.52     | \$0.00                    | (\$2,345.82)              | \$22,728.70                  | \$22,728.70       | \$0.00 |
| JUSTICE OF PEACE NO 3        | \$44,057.92     | \$0.00                    | (\$612.17)                | \$43,445.75                  | \$43,445.75       | \$0.00 |
| JUSTICE OF PEACE NO 4        | \$9,292.51      | \$0.00                    | (\$2.00)                  | \$9,290.51                   | \$9,290.51        | \$0.00 |